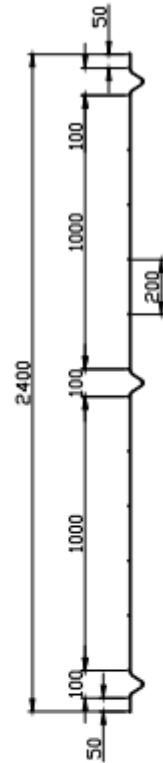



SECTION - 2.0m HIGH PANEL

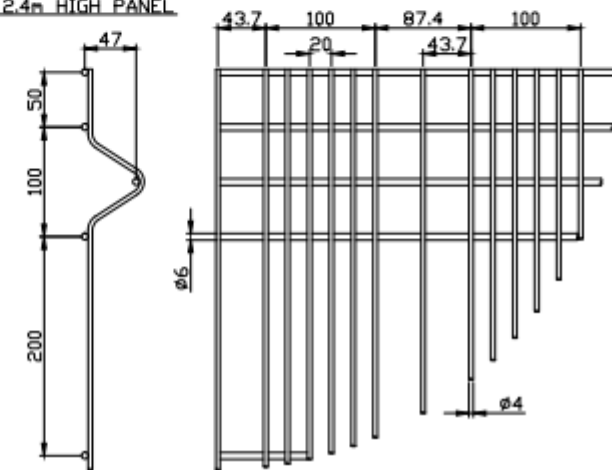


SECTION - 2.4m HIGH PANEL




ELEVATION - 2.4m HIGH PANEL

<u>HEIGHT</u> <u>BEAMS</u>	<u>HZ WIRES</u>	<u>VERT WIRES</u>	<u>BASIC PATTERN</u>	<u>No</u>	<u>DF</u>
2.0m	17 @ $\phi 6$ mm	113 @ $\phi 4$ mm	200mm x 44mm	3	
2.4m	19 @ $\phi 6$ mm	113 @ $\phi 4$ mm	200mm x 44mm	3	



PARAMESH DECD

	Finish	Customer	Job No.